

**Welcome to the**  
**“YEW TRAIL”**  
Outdoor Classroom & Creative Space



Quality Badge awarded by



Awarded to the  
Shuttlewood Clarke Foundation  
20/03/2009  
Certificate no: R1QB100324

[www.lotcqualitybadge.org.uk](http://www.lotcqualitybadge.org.uk)

# YEW TRAIL

**Created with the generous support of**

The National Forest Company

F P McCann Ltd.

Bardon Aggregates (An Aggregate Industries Business)

Swish Windows & Door Systems (Part of the Epwin Group)

Cougar Plant Hire Ltd

Lafarge Aggregates Ltd

Greg Cooper

Leicestershire Probation Service CS Groups

LCC Beacon Hill Country Park Rangers

John Lewis Partnership

Co-operative Society Community Dividend

3M Healthcare

Harlow Bros Ltd

Charcon Hard Landscaping Coalville

Loughborough Lions Welfare Committee

&

Staff and Volunteers of the Shuttlewood Clarke Foundation

Registered Charity 803525



The Shuttlewood Clarke Foundation works in partnership with the following organisations to develop the Yew Trail:

Leicestershire County Council

BTCV

National Forest

Groundwork (Leicestershire)

RSPB

Leicestershire & Rutland Wildlife Trust

BEN (Black Environment Network)

The Environment Agency



# SHUTTLEWOOD CLARKE FOUNDATION

## *Support, Care & Friendship*

### Contents

Background to the Shuttlewood Clarke Foundation .....	4
Introduction of the Yew Trail .....	5
Site Map .....	6
Curriculum Links.....	7
A year-round venue.....	11
Pre-visit In-School Activity.....	12
Planning your visit to Yew Trail.....	13
Health & Safety.....	15
Appendix A – Teachers Checklist.....	18
Sustainability .....	19



## Background of the Shuttlewood Clarke Foundation

Founded in 1989 by the late Mr David Clarke, the Shuttlewood Clarke Foundation is a registered charity situated on the edge of Charnwood Forest. The core objectives of the Shuttlewood Clarke Foundation continue to be the relief of need, hardship, suffering and distress amongst the elderly and young persons and its ongoing aim is to develop and expand its facilities and work for the benefit of an even wider section of the Leicestershire community including the provision of educational activities for the young through the charity's Yew Trail outdoor classroom initiative.

The Foundation's mission is to provide support, care and friendship to its client group and this is achieved through the provision of the following activities:

**In-House Visitors** from throughout the county are entertained daily at the Foundation's two houses on the edge of Leicestershire's Charnwood Forest. They enjoy restful and supportive surroundings and benefit from the opportunity for social interaction and companionship. The visitors are comprised of individuals brought together in groups from the same area, with their partner or carer on a car day visit, or as a member of an organised support group, residential home or association.

**Special Care Days & Craft Workshops.** The former offer the opportunity to visit the Foundation to visitors who require extra support and care when out of their homes, whilst the latter, which are tailored to the needs of the individual visitor, provides an encouraging and friendly environment in which adults of all ages with disabilities can develop their skills, dexterity and mobility through a number of craft projects.

**Men Only Days** allow men who are widowed, suffer from disabilities or illness and are lonely / isolated to mix with others whose circumstances are similar. The group provides the opportunity for male social interaction, to enjoy games such as dominoes and cards and to have fun.

**The Foundation's Outside Visiting Scheme**, which has primarily a befriending role, provides a listening ear and advice to those who are unable to visit the Foundation. The team of outside visitors covers a wide area of north Leicestershire and they access their clients through referrals from a variety of sources.

**A Free Mobility Aid loan scheme** which provides a selection of items, including electric buggies, push wheelchairs and a small selection of walking frames and aids, on free indefinite loan.

**The walks, pathways, sensory garden and wheelchair accessible bird hide** that the Foundation has installed within its grounds are used by our daily visitors, additional visiting groups of elderly and disabled adults, painters and photographers. A volunteer driven electric golf buggy has also been provided to allow access to these facilities for our less mobile visitors.

## Introduction to Yew Trail

Yew Trail and the surrounding grounds provide an inspirational, magical environment where children of all ages, abilities and diverse ethnic and social backgrounds can explore, enjoy and experience the natural world through practical involvement.

This wonderful site offers a wide variety of activities that suit the learning needs and styles of a range of individuals and provides the opportunity to study cross curriculum activities. Here young people can escape the confines of a conventional classroom and observe and investigate a wide variety of flora, fauna, animals and birds and enjoy the tree trail, shelter building, Yurt classroom, pond dipping and many other activities. Yew Trail is ideal for schools, young people with special educational needs, special schools, youth groups and organisations.

In addition these excellent facilities are ideal for artists, photographers, painters, relaxation groups and corporate away days. For full details as to how your group or organisation can enjoy a day at Yew Trail please tel: 01530 244914 or Email [yewtrail@shuttlewood-clarke.org](mailto:yewtrail@shuttlewood-clarke.org)

## Facilities

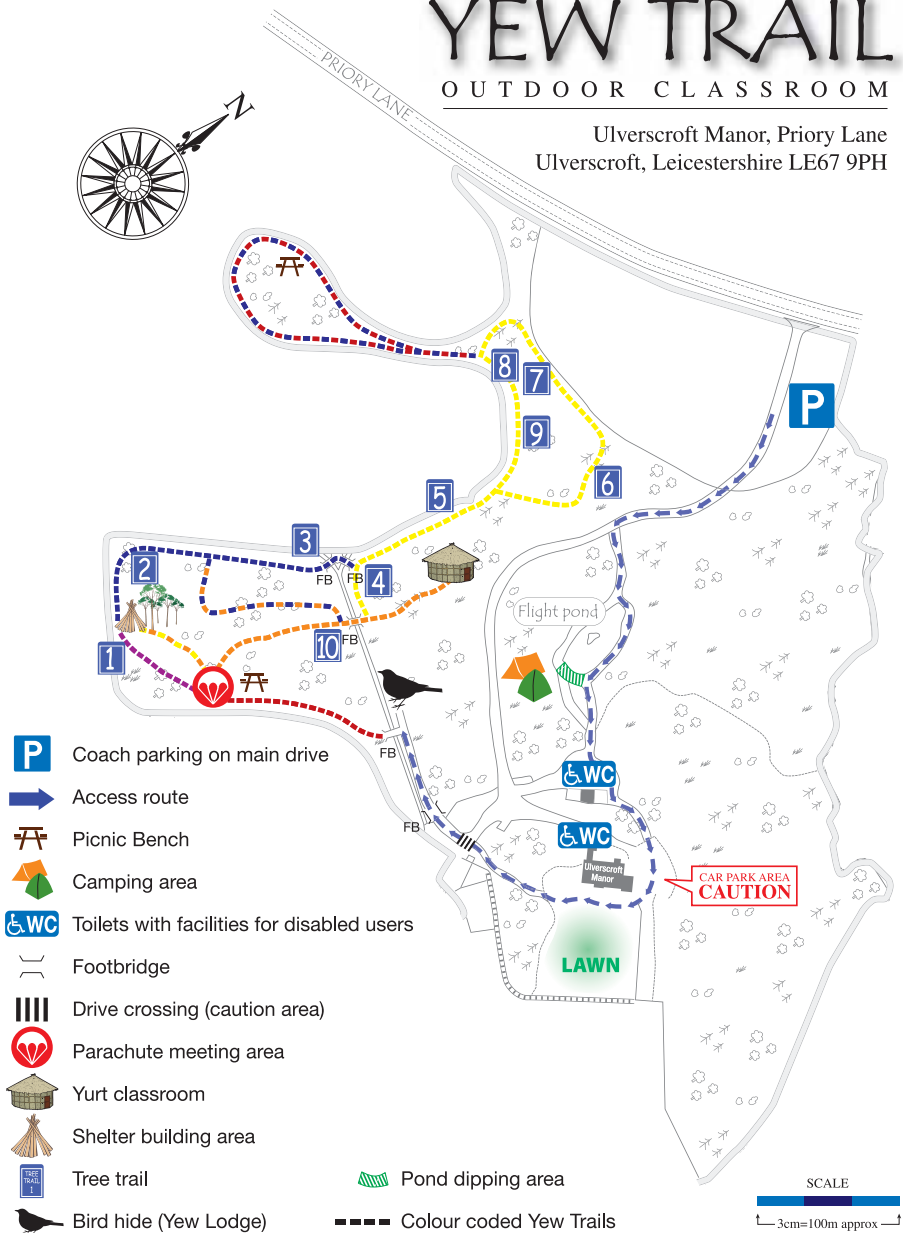

- Yurt Classroom / Creative space
- Shelter Building Area
- Pond Dipping
- Woods
- Parachute Meeting Area
- Bird Hide
- Tree Trail
- Colour-coded woodland paths
- Interpretation Boards
- Camping Area
- All ability pathways
- Crazy Trail
- Coach Parking

The visiting group's Leaders are responsible for structuring the day's activities to suit the learning needs of their group. A guided tour of the Yew Trail facilities will be given during the pre-visit meeting and any special requirements can be discussed at this point. On the day of the group visit a member of the Shuttlewood Clarke Foundation's Yew Trail team will be available to liaise with the visiting group to ensure that their day runs smoothly.

The Shuttlewood Clarke Foundation has been awarded the Learning Outside the Classroom Quality Badge and is a member of BEN (Black Environment Network)

## YEW TRAIL OUTDOOR CLASSROOM

Ulverscroft Manor, Priory Lane  
Ulverscroft, Leicestershire LE67 9PH



- P** Coach parking on main drive
- ➔** Access route
- ⌵** Picnic Bench
- 🏕️** Camping area
- ♿ WC** Toilets with facilities for disabled users
- ⌵** Footbridge
- ⚡** Drive crossing (caution area)
- 🪂** Parachute meeting area
- 🏠** Yurt classroom
- 🏠** Shelter building area
- 🌳** Tree trail
- 🐦** Bird hide (Yew Lodge)
- 🌿** Pond dipping area
- — —** Colour coded Yew Trails

SCALE  
3cm=100m approx

## Curriculum links

Our aim is to provide each visiting group with a venue that will provide endless inspiration for classroom projects both before and after the visit and unlimited possibilities for activities based upon all areas of the curriculum.

A visit to the Yew Trail creates learning experiences for all and allows the group leader to structure their day according to the needs of their group and provide personal learning opportunities to suit the learning needs and styles of a range of individuals.

Subject Area	Learning Objectives	Notes. Pre & Post Visit activity
<b>Art &amp; Design</b>	<p><b>Exploring and developing ideas:</b> First hand observation, experience &amp; imagination.</p> <p><b>Investigation:</b> Investigate a range of materials, use natural objects and the environment.</p> <p><b>Knowledge &amp; Understanding:</b> Pattern &amp; texture.</p>	<p>Observation of trees, leaves, plants, water. Bark rubbing.</p> <p>Collection of fallen leaves for collage, pressing.</p> <p>Make a journey stick to record your progress around the trail.</p>
<b>Citizenship</b>	<p><b>Developing confidence</b> &amp; making the most of abilities.</p> <p><b>Playing an active role as citizens:</b> Rules and laws in different situations. What improves and harms the natural environment.</p> <p><b>Developing a healthy, safer lifestyle:</b></p> <p><b>Developing good relationships:</b> Respecting differences, disability.</p>	<p>Arrange for a representative from the Foundation to visit the school / group before or after the trip to talk about the work of the charity and voluntary work in general.</p>
<b>Design &amp; Technology</b>	<p><b>Planning &amp; communicating ideas:</b></p> <p><b>Working with materials &amp; components:</b></p> <p><b>Evaluating processes:</b></p>	<p>Shelter building. Pre plan prior to visit. Look at types of shelter, use of natural materials etc.</p>
<b>English</b>	<p><b>Drama:</b> Create plays based within the woodland.</p> <p><b>Speaking, Listening, Writing:</b> Use the inspiration of the setting and activities to promote group discussion / interaction.</p>	<p>Pre visit: Talk and write about their expectations.</p> <p>Post visit: Discuss the visit, write about their experiences, poetry etc.</p> <p>Use the Yurt Classroom for story telling and imaginative writing.</p> <p>Make a journey stick to record your progress around the trail and talk about what you have found.</p>

Subject Area	Learning Objectives	Notes. Pre & Post Visit activity
<b>Geography</b>	<p><b>Geographical enquiry &amp; skills:</b> Locate and find out more about the area of Ulverscroft. Following a route on a map.</p> <p><b>Knowledge &amp; understanding of places:</b> Landscape, Jobs, Weather, where places are.</p> <p><b>Knowledge &amp; understanding of patterns &amp; processes:</b> Understanding of environmental change, sustainable development. Fieldwork investigation outside the classroom.</p>	<p>Pre work: Look on the internet, satellite images of the locality.</p> <p>Ask geological questions: What is this landscape like? Follow the Tree Trail. Research the Yurt. Discover its origins, nomadic people, how they live in far away places.</p>
<b>History</b>	<p><b>Historical enquiry:</b> Ulverscroft, investigate the history of the area.</p>	
<b>Music</b>	<p><b>Listening &amp; applying knowledge and understanding:</b> Sounds in the environment. Bird song, running water.</p>	<p>Bring a tape recorder. Record the sounds of the wood. Study them after the visit.</p>
<b>PE</b>	<p><b>Outdoor &amp; adventurous activities:</b> Following trails in unfamiliar environments. Map reading– problem solving. Working with one another to meet challenges.</p>	<p>Use the Tree Trail and shelter building area.</p>
<b>Science</b>	<p><b>Scientific Enquiry:</b> Obtaining and presenting evidence. Explore using the senses – record observations. Identify simple patterns: leaves, bark, animal tracks.</p> <p><b>Life processes &amp; living things:</b> Differences between living things and things that have never been alive: plants / rocks. Relate life processes to animals / plants from the local environment. Study humans and other animals.</p> <p><b>Green Plants:</b></p> <p><b>Variation &amp; classification:</b></p> <p><b>Living things in their environment:</b></p> <p><b>Materials &amp; their properties:</b> Grouping materials, changing materials.</p> <p><b>Physical properties:</b> Forces and motion: wind and trees, birds in flight. Light and sound: shadows through the canopy.</p> <p><b>Living things in their environment:</b> Ways in which living things need protection. Food chain. Micro-organisms.</p> <p><b>Health &amp; Safety:</b> Plants, area, activities.</p>	<p>Pre plan and follow up post visit with the study of results.</p> <p>Pond dipping</p> <p>Mini beast hunt</p> <p>Bark rubbing</p> <p>Bird watching</p> <p>Trails and pathways</p> <p>Badger sets</p> <p>RSPB</p> <p>Badger protection / laws</p>

Subject Area	Learning Objectives	Notes. Pre & Post Visit activity
PSHE	<p><b>Preparing to play an active role as a citizen:</b> Study the Yew trail code and the Countryside Code. Realising that living things have needs. Role of Community Organisations. Charity – money from different sources can be used for different purposes. Different kinds of responsibilities, home / community. Looking after animals properly. Sustainability of the environment.</p> <p><b>Developing a healthy, safer lifestyle:</b> Keeping safe on out of school visits. Looking at risk assessments.</p> <p><b>Developing good relationships:</b> Respecting differences between people. The elderly and those with disabilities.</p>	<p>Arrange for a representative from the Foundation to visit the school / group before or after the trip to talk about the work of the charity and voluntary work in general.</p>



**Yew Trail offers a world of discovery  
and the opportunity to inspire the  
young people of today.**

**If you wish to discuss the site, facilities or any aspect  
of your visit to the Yew Trail,  
please contact the Foundation on**

**01530 244914 or**

**via [yewtrail@shuttlewood-clarke.org](mailto:yewtrail@shuttlewood-clarke.org)**



The Yew trail is open all year with the exception of the Christmas Holiday period. Its diverse range of flora, fauna and landscape make it an ideal venue for a visit at any time of the year and provides a superb site for seasonal study and comparison.



**Winter:** A stark landscape of bare trees interspersed with the vibrant green foliage of the evergreens and the rich colours of the winter berries. Wrap up warm and enjoy the Yew Trail at its dramatic best. If it snows follow the animal tracks, build shelters in the winter sunshine, gather your group together in the Mongolian Yurt and let the wonderful surroundings stimulate your imagination.

**Spring:** The Yew Trail begins to stir into life; new buds begin to appear, the trees echo to the sound of bird song and signs of activity amongst the animals fill the woods. In the flight pond frogs begin to appear and throughout the grounds the beauty of nature transforms the scenery almost overnight.

Towards the end of spring, Bluebells carpet the floor, Rhododendrons burst forth in a profusion of colour and the Yew Trail is at its natural best.



**Summer:** Walk your group along the leaf clad pathways as the summer sun shines through the canopy to light up the hidden woodland glades. Follow the Tree Trail; go on a bug hunt or just relax and absorb the wonderful scenery before you. Nature is at her most active and the Yew Trail is full of life; bring your group and be inspired.



**Autumn:** The floor is a carpet of fallen leaves below which a hidden world of tiny creatures is waiting to be discovered. Up above, those leaves that remain on the trees provide a fantastic multi coloured backdrop to the Yew Trail in autumn. Change is in the air and yet again a walk along the varied pathways and trails offers a fresh source for creativity, adventure and learning.

**To book a pre-visit tour and see for yourself the benefits a visit to the Yew Trail can bring at anytime of the year; telephone 01530 244914 or E-mail [yewtrail@shuttlewood-clarke.org](mailto:yewtrail@shuttlewood-clarke.org)**

## Pre-visit In-School activity

### Friends of the Foundation

The broader work of the Shuttlewood Clarke Foundation, in addition to the Yew Trail, provides support, care and friendship to the elderly and adults of all ages with disabilities. To date over 100,000 people from throughout Leicestershire have benefitted from the varied activities undertaken by the Foundation.

All aspects of our charitable work link with a number of important areas of the curriculum which focus on the development of young people as individuals and members of their community:

#### **Citizenship / PSHE:**

- Preparing to take an active role as citizens
- Developing a healthy, safer lifestyle
- Developing good relationships and respecting the differences between people
- Developing confidence and responsibility

#### **With cross referenced links to Geography and Science.**

The aims of these subject areas, in KS 1 and 2 include a requirement for pupils to show they can take some responsibility for themselves and their environment and begin to learn about their own and other people's feelings. In addition they are encouraged to become aware of the views, needs and rights of other children and older people, develop their sense of social justice and moral responsibility and begin to understand that their own choices and behavior can affect local issues and social institutions. They also start to learn how to take part more fully in school and community activities and make informed choices about their health and environment.

With this in mind the Foundation offers all schools and youth groups the opportunity to become involved in its **'FRIENDS OF THE FOUNDATION'** scheme.

A member of the Foundation's team will visit your School / Group either for an assembly or to an individual class / group and talk to and with the young people in an enjoyable and exciting way, about the meaning of 'Charity', the type of work that the charity undertakes, the importance of respect for the elderly, people with disabilities and the environment and also the Yew Trail outdoor classroom.

As a Friend of the Foundation your school / group may wish to develop closer links with Foundation through small group visits to meet and talk to some of the visitors who use the Foundation's two houses and perhaps become involved in fundraising activities & events to support this unique local charity.

If you would like your school to become a Friend of the Foundation or would like to find out more, please contact the administration team on 01530 244914 or E-mail [yewtrail@shuttlewood-clarke.org](mailto:yewtrail@shuttlewood-clarke.org)

## Planning your visit to Yew Trail

### 1: Book Your Visit

Please contact the Shuttlewood Clarke Foundation to arrange your booking. This can be done by telephone, e-mail or post. You will also need to complete and return the Yew Trail Booking Form once the date of your visit has been agreed.

#### **Administration Contact Details**

Shuttlewood Clarke Foundation: Ulverscroft Grange, Whitwick Road,  
Ulverscroft, Leicestershire LE67 9QB

**yewtrail@shuttlewood-clarke.org**  
**01530 244914**

**www.yewtrail.org.uk**  
**www.shuttlewood-clarke.org**

## Yew Trail Visit Rates

Per Person - £3.00

1 Adult free with every 10 paying children

Minimum charge per group visit £30.00

Please note that on receipt of your booking request an invoice for £3.00 per person will be issued based on the number of people stated on your booking form.

Payment terms are 30 Days from date of visit.

During your visit (time by arrangement with the group leader) the children will have the opportunity to purchase various recycled gifts from our Yew Trail stall. These include pens, pencils, rubbers and rulers.

All items are priced at 60p each.

## **2: Prior to the visit**

We advise that teachers visit the Yew Trail prior to the class visit; this can be arranged by contacting the Shuttlewood Clarke Foundation. Prior to the visit the following points will need to be considered / discussed

- The number of children and accompanying adults visiting Yew Trail
- The dates and times of arrival/departure
- Parking requirements
- Facilities for cover in wet weather
- Route that children will take around the trail and type of activity to be carried out
- Restricted access areas

## **3: Teacher prepares class for visit**

- Ensure that all children have suitable footwear, preferably Wellington boots or strong shoes
- Remind children and parents/guardians that warm clothing should be worn
- Provide Liquid Soap / Alcohol Gel
- Discuss with the children the rules for the visit and involve them in the risk assessment process
- Inform the children of what to expect when visiting Yew Trail and what the expected learning outcomes are
- The following publications may be useful to you when planning your visit each refers to educational visits outside the classroom
  - [www.teachernet.gov.uk/wholeschool/healthandsafety/visits](http://www.teachernet.gov.uk/wholeschool/healthandsafety/visits)
  - [www.aala.org/guidance.html](http://www.aala.org/guidance.html)

## **4: Class Visit to Yew Trail**

Yew Trail is a wild and natural landscape we therefore offer the following points for your consideration:

- Ensure that all adults accompanying the group are fully briefed
- Ensure that there is an adult supervisor with the children at all times
- Ensure that the children abide to the restricted access areas and keep to the marked paths.
- Do not allow the children to climb fences or gates
- Children must only eat or drink in the designated areas and after washing hands thoroughly with liquid soap / alcohol gel
- Ensure that the children and adults wash their hands thoroughly with liquid soap / alcohol gel after visiting Yew Trail
- Ensure that any litter is disposed of into the litter bin provided or taken away from the site.
- Ensure that all staff and children have read and abide by the Yew Trail Code

## **5: Evaluation of Yew Trail**

We would be grateful if you could take the time return the feedback form and write a short evaluation of your Yew Trail experience. We would also be happy to receive any feedback, letters or drawings from the children regarding their day.

## **6: Health & Safety Information**

### **Supervision**

It is the teacher's responsibility to provide adequate supervision for the visit; your local authority will provide details of pupil to adult ratios.

Please ensure that any adult helpers are fully briefed on what the visit is to entail and their responsibilities as group leaders. Teachers and group leaders are responsible for the children's safety and discipline at all times.

Please ensure that each visiting group has with them a qualified first aider and adequate first aid kit.

### **Machinery**

As the Yew Trail is still an ongoing project there may be items of machinery in the vicinity. During your visit these should be in specified restricted access areas, children should not be allowed near or on any machinery.

### **Hygiene**

Yew Trail is a natural habitat for many creatures and as such it is difficult to control the spread of diseases amongst the animals. In rare cases some diseases may be passed on to humans; these diseases are known as zoonoses and are usually passed on during close/prolonged contact with an infected animal. It is therefore unlikely that an infection will be passed on however; please ensure that the following guidelines are adhered to at all times:

- Ensure that children do not touch animal droppings
- Do not allow children to put their fingers in their mouth
- Ensure that children wash hands with liquid soap / alcohol gel before consuming food or drink
- Ensure that children only consume food or drink in the designated areas
- Ensure that children and staff wash hands thoroughly with liquid soap / alcohol gel after visiting Yew Trail
- Ensure that any cuts on the hands of staff or children are covered up before you arrive / before the children leave home (eg. with waterproof plasters)

Should a member of your group show signs of illness after visiting Yew Trail advise them to visit a doctor explaining that they have recently been in close contact with nature. Please contact the Shuttlewood Clarke Foundation if an illness is suspected.

## **7: Emergency Procedure:**

**Please carry a copy of this with you on the day of your visit.**

In the event of an emergency it is the group leader's responsibility to ensure that the following procedure is adhered to:

### **Step 1**

Call the relevant Emergency services (999) Stating the location as: Shuttlewood Clarke Foundation, Ulverscroft Manor, Priory Lane, Ulverscroft nr Markfield, LE67 9PH. Grid Reference SK 490 111GB Grid

### **Step 2**

Call the Shuttlewood Clarke Foundation Head Office on 01530 244914. Explain the exact nature of the emergency and request that the Standard emergency procedure be followed.

### **Step 3**

Do not attempt to move location once reporting to head office the emergency service will be directed to you.

## **8: Lunch**

Lunch must be eaten on the main lawn. The Foundation will provide free bag storage and undercover lunch areas on the main lawn. Subject to weather conditions lunch may be eaten outdoors. We request that all visiting groups are respectful of the elderly and disabled visitors who visit the main house on a daily basis and ensure that they behave in an appropriate manner. All visiting group staff will be responsible for tidying up any mess from lunch and groups and must either use the bins provided or take their rubbish away with them.

Please note – there are no refrigerated storage facilities on site.

## **9: Access**

There is full wheelchair access to the pond dipping area, toilets and paths up to the bird hide. The colour coded Yew Trails are not suitable for wheel chairs and mobility aids.

## **10: Plants & Animals**

Please ensure that all children are aware of the importance of protecting the animals and plants that live on site. They should respect the habitats they explore, keep to the marked paths and any creatures they discover must be handled very carefully (if at all) and returned to the place where they were found. Children should not pick the flowers or throw pieces of wood, stones etc as this may cause damage to habitats and other members of the group.

## **11: Toilets**

Toilets (suitable for visitors with disabilities) are available on site as marked on the map. We advise that children are accompanied to the toilets by a member of staff.

## **12: Parking**

Coaches are able to park on the main drive as shown on the map and visiting groups will be assisted with the transfer of bags to the undercover lunch area by a member of the Foundation's staff.

## **13: Risk Assessments**

All visiting groups must sign the relevant box on the booking form confirming that they have received and read the Yew Trail risk assessment. In addition we request that they send a copy of their own risk assessment to the Foundation for our records.



**[www.yewtrail.org.uk](http://www.yewtrail.org.uk)**  
**[www.shuttlewood-clarke.org](http://www.shuttlewood-clarke.org)**  
**[yewtrail@shuttlewood-clarke.org](mailto:yewtrail@shuttlewood-clarke.org)**

## Appendix A: Teachers Checklist

We have provided below a list of items which must not be overlooked when planning an outdoor excursion. This is not a comprehensive list and other factors may need to be taken into account prior to your visit.

- Check local authority guidelines for outdoor education visits
- Ensure that you have information on pupils medical conditions, allergies and other relevant health related issues
- Carry out a pre visit inspection of Yew Trail (advised) and complete a Risk Assessment for the visit
- Check you have the relevant insurance cover
- Carry out a Health & Safety assessment for the visit
- Provide adequate supervision for the number of children attending
- Inform the class and adult helpers of their responsibilities during the visit
- Discuss any safety issues with the class particularly if visiting the pond area
- Ensure that at least one member of the group has first aid training
- Check that any cuts or grazes etc on children's exposed skin are covered with a waterproof plaster

**HSE Guidelines – 10 Vital Questions: Below is a list of questions which the HSE recommends are answered prior to your visit:**

1. What are the main objectives of the visit
2. What is the "Plan B" if the main objectives cannot be achieved
3. What could go wrong
  - The main activity
  - Plan B
  - Travel arrangements
  - Emergency procedures
  - Staff numbers, gender & skill mixes
  - Generic and site specific hazards and risks (including for plan B)
  - Variable hazards (including environmental and participants' personal ability and the 'cut off' points)
4. What information will be provided for parents
5. What consents will be sought
6. What opportunities will parents have to ask questions (including any arrangements for parents meeting)
7. What assurances are there of the leaders' competencies
8. What are the communication arrangements
9. What are the arrangements for supervision both during activities and 'free time' (if applicable). Is there a code of conduct
10. What are the arrangements for monitoring and reviewing the visit

## Management for Sustainability Policy

'Sustainable development is a pattern of resource use that aims to meet human needs while preserving the natural environment so that these needs can be met not only in the present but in the indefinite future'

"The Shuttlewood Clarke Foundation is committed to promoting sustainability, concern for the environment and employing sound practices in all of their activities. We aim to follow and promote good practice, reduce environmental impacts through programme design and raise the profile of sustainability to all clients and associates."

### **We will strive;**

- To comply with, and exceed where practicable, all applicable legislation, regulations and codes of practice.
- To include sustainability considerations in all organisational decisions.
- To ensure that all staff/volunteers are fully aware of our Sustainability Policy and are committed to implementing and improving it.
- To minimise the impact on sustainability in all activities.
- To make clients and suppliers aware of our Sustainability Policy, and encourage them to adopt sound sustainable management practices.
- To review and continually strive to improve the sustainability of this site.

As part of its sustainability programme the Foundation uses wood from its own woodland for heating at both houses and draws spring water from local sources for all of its water needs.

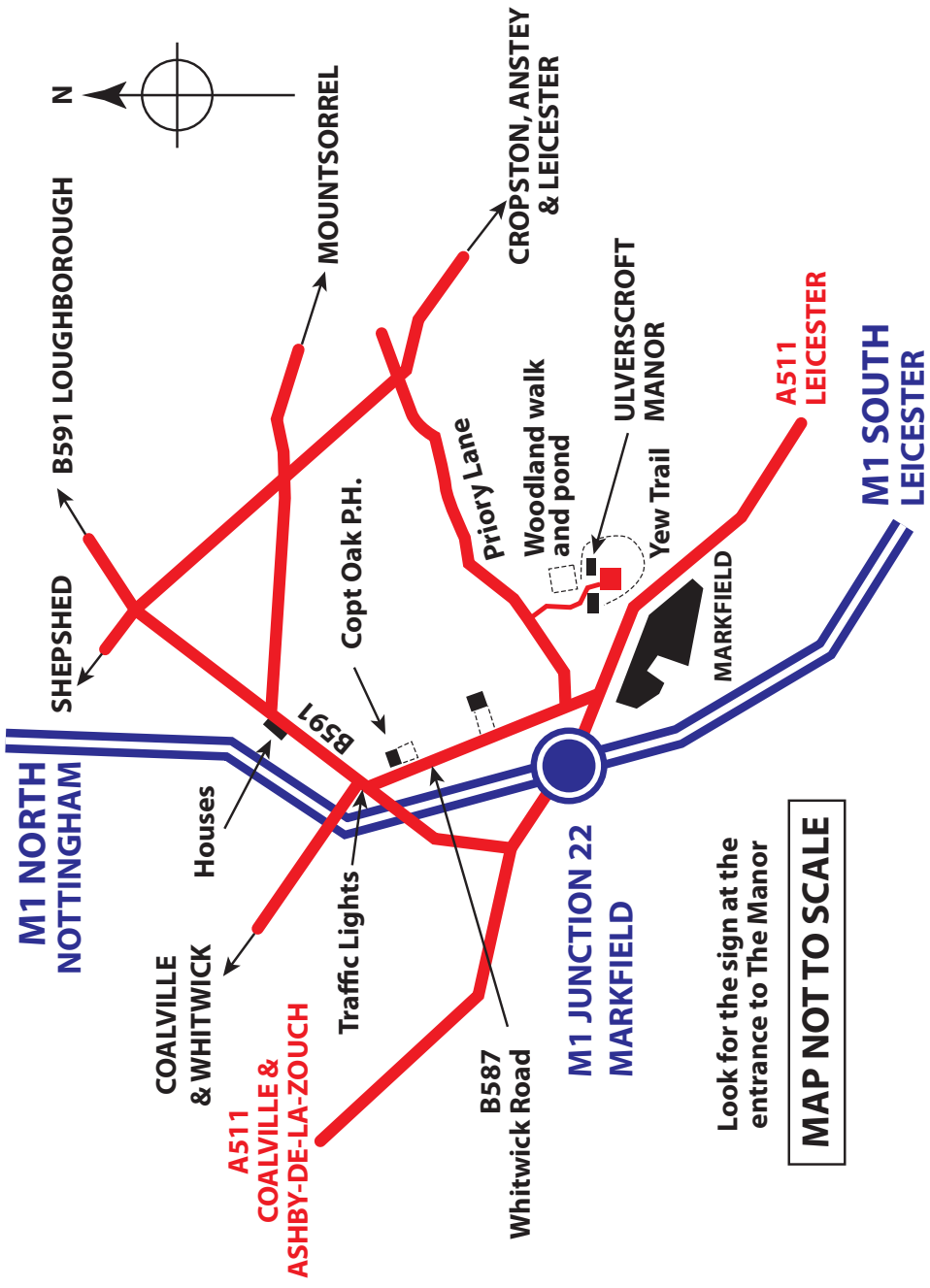
*Thank you for your support  
We look forward to seeing you soon*

**[www.yewtrail.org.uk](http://www.yewtrail.org.uk)**

**[www.shuttlewood-clarke.org](http://www.shuttlewood-clarke.org)**

**[yewtrail@shuttlewood-clarke.org](mailto:yewtrail@shuttlewood-clarke.org)**

## Notes



Look for the sign at the entrance to The Manor

**MAP NOT TO SCALE**

Ulverscroft Manor, Priory Lane, Ulverscroft, Markfield, Leics LE67 9PH  
Email: [yewtrail@shuttlewood-clarke.org](mailto:yewtrail@shuttlewood-clarke.org)

**[www.yewtrail.org.uk](http://www.yewtrail.org.uk)**  
**[www.shuttlewood-clarke.org](http://www.shuttlewood-clarke.org)**

